



All images feature actor portrayals.



A guide to skin care and transducer array placement

Optune Lua™ is FDA approved for malignant pleural mesothelioma (MPM)*

Inside you will find helpful tips for taking care of your skin during your treatment.

Optune Lua is a wearable, portable, FDA-approved device indicated for the treatment of adult patients, with unresectable, locally advanced or metastatic, malignant pleural mesothelioma (MPM) to be used together with standard chemotherapy (pemetrexed and platinum-based chemotherapy).

Caution: Federal law restricts this device to sale by or on the order of a physician. Humanitarian Device. Authorized by Federal Law for use in the treatment of adult patients with unresectable, locally advanced or metastatic, malignant pleural mesothelioma concurrently with pemetrexed and platinum-based chemotherapy. The effectiveness of this device for this use has not been demonstrated.

*FDA approved under the Humanitarian Device Exemption pathway.

Please see pages 14 and 15 for full Important Safety Information.

What is Optune Lua™?

Optune Lua + chemotherapy is an FDA-approved treatment for people who have malignant pleural mesothelioma (MPM)* that cannot be treated with surgery or radiation

In a recent clinical study,* Optune Lua + chemotherapy

- May have helped people with MPM live longer
 - Survival rate at 1 year was **62%** of patients
 - Survival rate at 2 years was **42%** of patients
- Helped tumors shrink or stop growing
- Optune Lua is not a medicine and does not enter the bloodstream
- In the clinical study, the only side effect related to Optune Lua use was skin irritation seen in 71% of people (66% mild-to-moderate and 5% severe)
 - Most skin irritation is reversible and can be treated with topical ointments, creams, or solutions prescribed by your doctor

*In a clinical study, Optune Lua was used with chemotherapy (pemetrexed and platinum-based chemotherapy) in 80 untreated patients with unresectable (unable to be removed via surgery) MPM.



How Optune Lua works

Optune Lua works by creating Tumor Treating Fields (TTFields), which are electric fields that disrupt cancer cell division.

Using 4 adhesive patches called arrays, TTFields therapy is delivered right into the area of your body where the cancer is located. TTFields may destroy some cancer cells completely and have not been shown to affect healthy cells.

Optune Lua is wearable and portable—so continuous treatment with TTFields can be received almost anywhere.



Selected Important Safety Information

Optune Lua should only be used after receiving training from qualified personnel, such as your doctor, a nurse, or other medical staff who have completed a training course given by Novocure®, the maker of Optune Lua.

Please see pages 14 and 15 for full Important Safety Information.

How can I prepare my skin for placing arrays?

Materials you will need

- Gentle soap and water for cleaning your upper body before placing arrays
- Electric shaver, if needed, to remove hair from your upper body before placing arrays
- Gauze
- Baby oil
- A few clean washcloths
- Steroid cream (if prescribed by your doctor for irritated skin)
- 4 unopened arrays and array layout
- Towel
- Array applicator

For skin preparation, follow these simple steps:



Remove any existing hair from your upper body using an electric shaver. Make sure no stubble is left.

- Removing hair will help the arrays stick to your skin



Wash your upper body using warm water, a washcloth, and gentle soap.

- Or you can take a full shower if you prefer

See pages 12 and 13 for showering instructions and what to do if skin irritation occurs.

Selected Important Safety Information

Most common side effects of Optune Lua™ when used together with chemotherapy were low red blood cell count, constipation, nausea, tiredness, chest pain, fatigue, skin irritation from device use, itchy skin, and cough.

Please see pages 14 and 15 for full Important Safety Information.

How will I know if my arrays are right for me?

The size and placement of your arrays have been customized just for you

Where you put the arrays on your body matters. Each person's body is a different shape and size and may have cancer cells in different locations. You (and your caregiver) will receive training to show you where to place the arrays on your upper body.



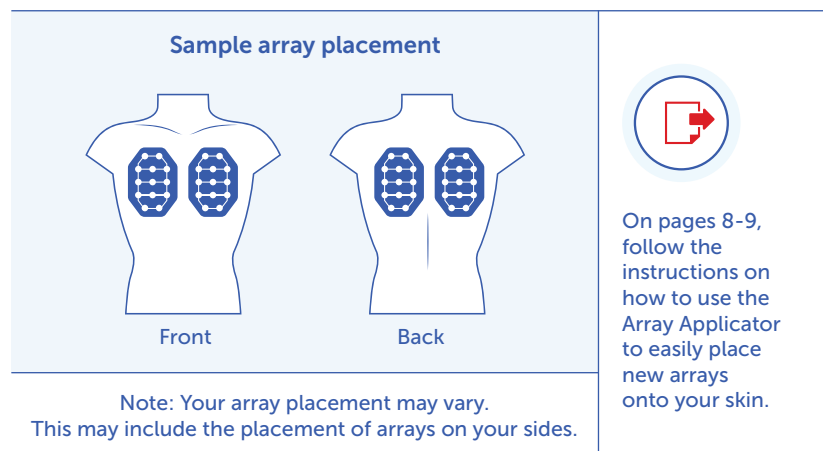
Make sure your caregiver is available to help you when placing arrays on your upper body



How do I place arrays on my body?

Follow these simple steps:

- 1 Make sure you have 4 arrays ready to place on your body. You will use 2 black and 2 white array connectors.
- 2 Remove the array liner from the first array.
- 3 Refer to the customized array layout map to guide where to place your arrays. Place your arrays as instructed to you by a Novocure® Support Specialist. You may use the Array Applicator* that has been supplied.



- 4 Place the other 3 arrays in the same way.
- 5 You can wear your clothes as normal over the attached arrays.



Do not place arrays over metal or ports (such as any access points in which you put medicine directly into your blood)

*Using the Array Applicator is optional.

Selected Important Safety Information

Optune Lua™ is not for everyone. Talk to your doctor if you have:

- **An implanted electronic medical device including a pacemaker, implantable automatic defibrillator, etc.** Optune Lua has not been tested in people with implanted electronic devices, which may cause the devices not to work properly.

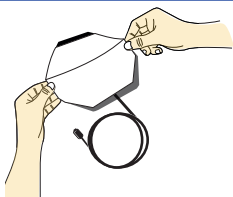
Please see pages 14 and 15 for full Important Safety Information.

How do I use the Array Applicator to place arrays on my skin?*

Follow these simple steps:



- 1 Select the applicator size to match the size of the array you are using. Place the applicator on a hard, flat surface. Make sure the inner black patch is facing upward.



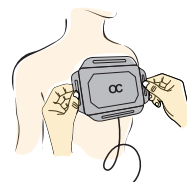
- 2 Remove the array from its packaging. Place it on the applicator with the fabric side facing the black patch. The removable liner should be facing you.



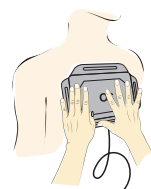
- 3 Apply medium pressure on the array so it attaches to the black patch.



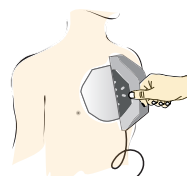
- 4 Place one hand on the cord. With your other hand, slowly peel the removable liner off the back of the array.



- 5 Use the applicator to place the array on the skin. Follow the array layout map that has been provided to you.



- 6 Apply pressure on the applicator. Make sure that the transducers and the edges of the array fabric stick to the skin.



- 7 Starting from the side, gently remove the applicator.



- 8 Apply pressure again on the array to ensure full contact.
 - Place the other 3 arrays in the same way



You can reuse the Array Applicator for placing additional arrays on your body

Things to know:

*Keep the Array Applicator in its bag when not in use.

†Clean the Array Applicator by rinsing it with cold water and mild soap. Do not tumble dry. Lay in a shaded place to dry, keeping it away from direct heat.

Please see pages 14 and 15 for full Important Safety Information.

- Please refer to your customized array layout map for instructions on where to place each array
- A small and/or large Array Applicator will be provided

Selected Important Safety Information

Do not use Optune Lua™ if you are pregnant or are planning to become pregnant. It is not known if Optune Lua is safe or effective during pregnancy.



What about replacing my arrays?

Replace your arrays about twice a week to help reduce the risk of skin irritation

- Make sure you have 4 new arrays with you when it is time to replace them
- You will need to replace your arrays at least twice per week (every 4 days at most)
- You may need to replace the arrays more often if warmer weather or physical activity is causing you to sweat

When replacing your arrays, follow these simple steps:

- 1 Place the new arrays on your body in the same way you've already been instructed, **except this time**, shift arrays about 0.75 inches. Ask your Novocure® Support Specialist for the correct way to shift your arrays.
- 2 When you replace the arrays again, shift them back to their original location. Repeat this process each time you replace your arrays.

Do not throw used arrays in the trash



Please contact nCompass™ support at **1-855-281-9301** or at **support@novocure.com** to arrange for proper disposal.

Please see pages 14 and 15 for full Important Safety Information.

How do I remove arrays from my body?

Follow these simple steps:

- 1 Using gauze, wipe the edges of the arrays you are removing with baby oil. This will help loosen the adhesive so removing the arrays is easier.
- 2 Remove the arrays by gently peeling them off your skin.
- 3 Remove any remaining adhesive from your skin by wiping again with baby oil.
- 4 Wash your upper body using warm water, a washcloth, and gentle soap. This will clear any baby oil left behind on your skin before you apply new arrays. See page 12 for showering instructions.
- 5 Dry skin completely with a soft towel.



The adhesive will loosen on your skin the longer you wear your arrays*

*If the arrays come loose, the device alarm will sound as a reminder to change your arrays. Frequently changing arrays may prevent this.

Selected Important Safety Information

Optune Lua™ is not for everyone. Talk to your doctor if you have:

- **A known sensitivity to conductive hydrogels** (the gel on the arrays placed on the upper body like the ones used on EKGs). When Optune Lua™ comes into contact with the skin, it may cause more redness and itching or may rarely cause a life-threatening allergic reaction



How do I wash my body while being treated with Optune Lua™?

There are 2 ways to clean your upper body



A sponge bath with your arrays still on

- Unplug the arrays from Optune Lua
- Cover the unplugged arrays and wires that are still attached to you. Do this by placing a towel around your upper body to prevent the arrays from getting wet*



A full shower with your arrays completely removed

- Unplug the arrays from Optune Lua
- Take a normal shower once your arrays have been unplugged and completely removed from your body*

*Leave Optune Lua outside the bathroom while taking a sponge bath or a full shower.

How can I help prevent infection?

There are additional steps you can take to help reduce the risk of infection

- Wash your hands with gentle soap and water before applying and removing your arrays
 - Your caregiver should do the same
- Clean your electric shaver after every shave

Selected Important Safety Information

Other potential adverse effects associated with the use of Optune Lua include: treatment related skin irritation, allergic reaction to the plaster or to the gel, electrode overheating leading to pain and/or local skin burns, infections at sites of electrode contact with the skin, local warmth and tingling sensation beneath the electrodes, muscle twitching, medical device site reaction and skin breakdown/skin ulcer.

Please see pages 14 and 15 for full Important Safety Information.

What should I do if skin irritation occurs?

Look for signs of skin irritation so you can seek proper treatment from your doctor

Contact your doctor if you experience swelling, redness, excessive itching, or other skin-related symptoms.

Your doctor may prescribe topical ointments, creams, or solutions to treat skin irritation. These treatments can help ensure you can continue using Optune Lua without having to take a break.

You can help reduce your risk for developing skin irritation by changing your arrays at least twice per week (every 4 days at most).

What if I have open areas or sores on my skin?



Notify your doctor

- Follow your doctor's instructions to clean the area and apply the topical ointment, cream, or solution you've been instructed to use
- Wait at least 30 minutes for the ointment, cream, or solution to absorb into your skin. After 30 minutes, wash the area gently with a clean washcloth and dry thoroughly before placing arrays

Important Safety Information

What is Optune Lua™ approved to treat?

Optune Lua is a wearable, portable, FDA-approved device indicated for the treatment of adult patients, with unresectable, locally advanced or metastatic, malignant pleural mesothelioma (MPM) to be used together with standard chemotherapy (pemetrexed and platinum-based chemotherapy).

Who should not use Optune Lua?

Optune Lua is not for everyone. Talk to your doctor if you have:

- **An implanted electronic medical device including a pacemaker, implantable automatic defibrillator, etc.** Optune Lua has not been tested in people with implanted electronic devices, which may cause the devices not to work properly
- **A known sensitivity to conductive hydrogels** (the gel on the arrays placed on the upper body like the ones used on EKGs). When Optune Lua comes into contact with the skin, it may cause more redness and itching or may rarely cause a life-threatening allergic reaction

Do not use Optune Lua if you are pregnant or are planning to become pregnant. It is not known if Optune Lua is safe or effective during pregnancy.

What should I know before using Optune Lua?

Optune Lua should only be used after receiving training from qualified personnel, such as your doctor, a nurse, or other medical staff who have completed a training course given by Novocure®, the maker of Optune Lua.

- Do not use any parts that did not come with Optune Lua sent to you by Novocure or given to you by your doctor
- Do not get the device or transducer arrays wet

- Please be aware that Optune Lua has a cord that may cause tripping when connected to an electric socket
- If you have an underlying serious skin condition on the upper body, discuss with your doctor whether this may prevent or temporarily interfere with the Optune Lua treatment

What are the possible side effects of Optune Lua?

Most common side effects of Optune Lua when used together with chemotherapy were low red blood cell count, constipation, nausea, tiredness, chest pain, fatigue, skin irritation from device use, itchy skin, and cough.

Other potential adverse effects associated with the use of Optune Lua include: treatment related skin irritation, allergic reaction to the plaster or to the gel, electrode overheating leading to pain and/or local skin burns, infections at sites of electrode contact with the skin, local warmth and tingling sensation beneath the electrodes, muscle twitching, medical device site reaction and skin breakdown/skin ulcer.

Talk to your doctor if you have any of these side effects or questions.

Please visit OptuneLua.com to see the Optune Lua Instructions For Use (IFU) for complete information regarding the device's indications, contraindications, warnings, and precautions.

Get support every step of the way with nCompass™

We know that starting Optune Lua™ doesn't just impact how you treat MPM. It can impact your entire way of life, and that can be a lot to deal with—that's where nCompass comes in. Our support team is here to help you adjust to life with Optune Lua, and we're available 24/7.



nCompass can*:

- Provide information on Optune Lua and how it works
- Answer questions about how Optune Lua may help treat your MPM
- Work with your insurance plan and identify resources that may help minimize your cost
- Provide tips and resources on how to make Optune Lua a part of your daily life
- Set up delivery of Optune Lua and provide training to you and your caregivers
- Set up additional Optune Lua training at any time if you need it
- Reorder supplies, such as arrays or extra batteries
- Provide support and answer questions 24/7

*nCompass and Novocure® cannot provide medical advice. Consult with your doctor for medical-related questions.



Call us:
1-855-281-9301 (toll-free)



Or email:
support@novocure.com



Support is available in over 240 languages.

Please visit **OptuneLua.com** to see the Optune Lua Instructions For Use (IFU) for complete information regarding the device's indications, contraindications, warnings, and precautions.

novocure®

©2021 Novocure GmbH. All rights reserved.
Optune Lua, nCompass, and Novocure are trademarks
of Novocure GmbH. US-OPT-03439v4.0 April 2021

